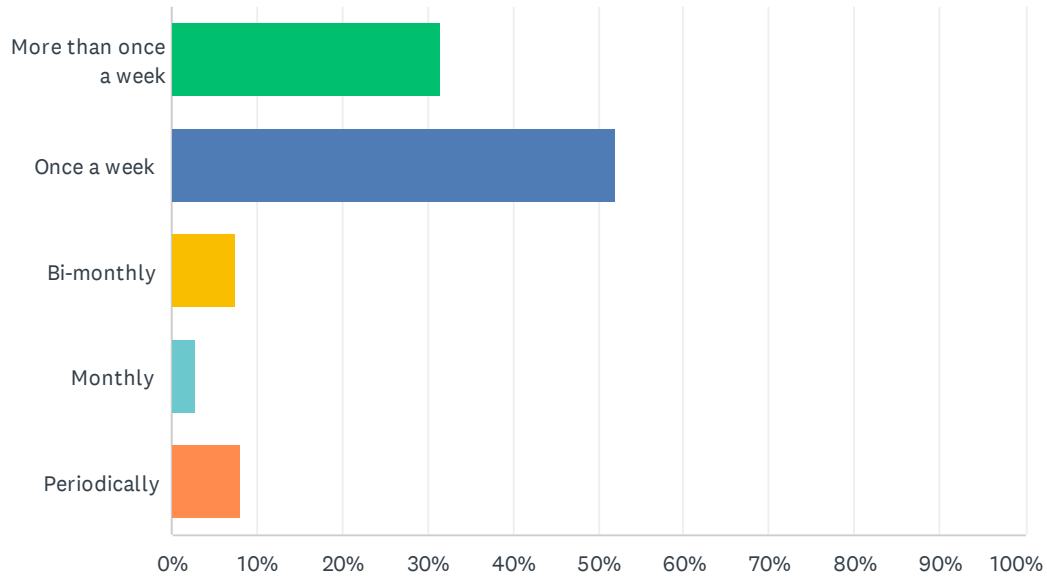


Q1 How often do you attend church?

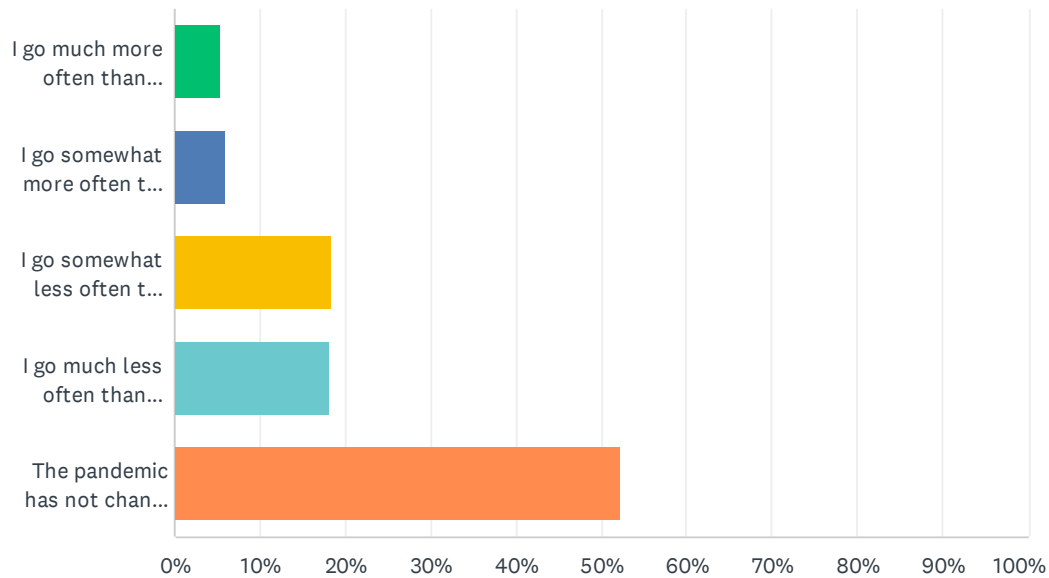
Answered: 812 Skipped: 10



ANSWER CHOICES	RESPONSES	
More than once a week	31.53%	256
Once a week	52.09%	423
Bi-monthly	7.51%	61
Monthly	2.71%	22
Periodically	8.13%	66
Total Respondents: 812		

Q2 How has the pandemic changed how often you attend church?

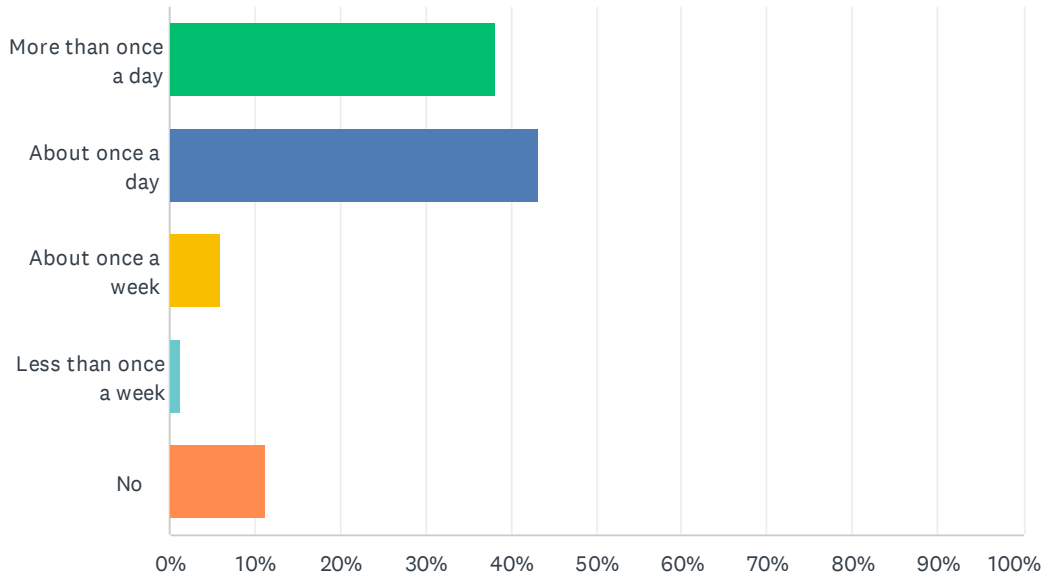
Answered: 810 Skipped: 12



ANSWER CHOICES	RESPONSES	
I go much more often than before the pandemic	5.43%	44
I go somewhat more often than before the pandemic	6.05%	49
I go somewhat less often than before the pandemic	18.27%	148
I go much less often than before the pandemic	18.02%	146
The pandemic has not changed how often I attend church	52.22%	423
TOTAL		810

Q3 Do you have a personal rule of prayer?

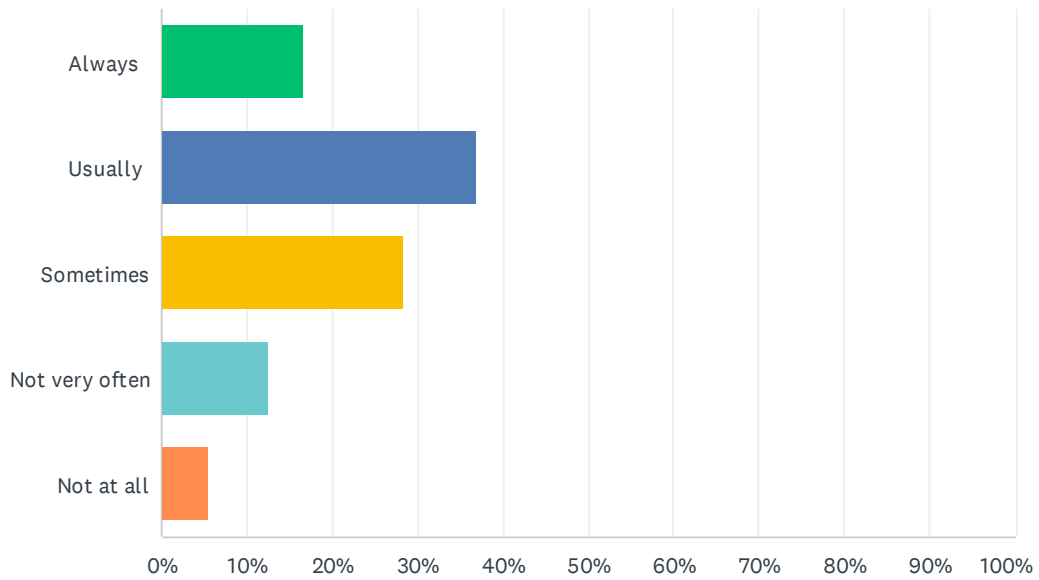
Answered: 800 Skipped: 22



ANSWER CHOICES	RESPONSES	
More than once a day	38.25%	306
About once a day	43.25%	346
About once a week	6.00%	48
Less than once a week	1.25%	10
No	11.25%	90
TOTAL		800

Q4 Do you keep the fasts of the church?

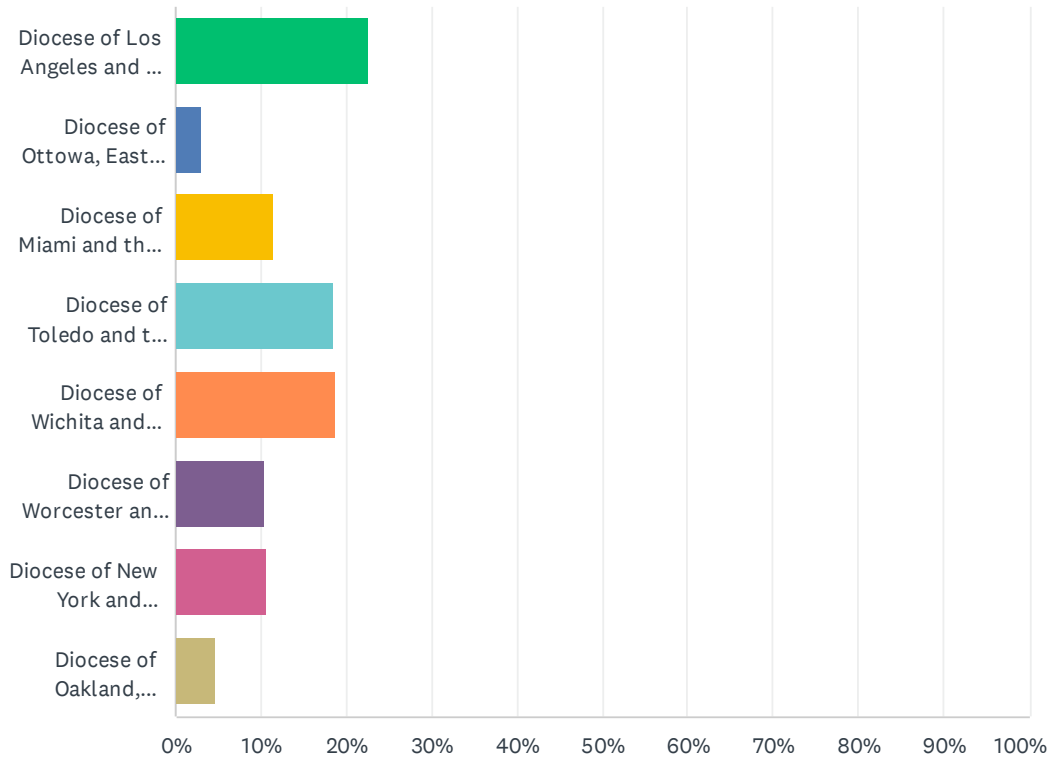
Answered: 799 Skipped: 23



ANSWER CHOICES	RESPONSES	
Always	16.65%	133
Usually	36.92%	295
Sometimes	28.41%	227
Not very often	12.52%	100
Not at all	5.51%	44
TOTAL		799

Q5 What is your diocese?

Answered: 786 Skipped: 36



ANSWER CHOICES	RESPONSES	
Diocese of Los Angeles and the West	22.52%	177
Diocese of Ottawa, Eastern Canada, and Upstate New York	2.93%	23
Diocese of Miami and the Southeast	11.58%	91
Diocese of Toledo and the Midwest	18.45%	145
Diocese of Wichita and Mid-America	18.83%	148
Diocese of Worcester and New England	10.43%	82
Diocese of New York and Washington D.C.	10.56%	83
Diocese of Oakland, Charleston, and the Mid-Atlantic	4.71%	37
TOTAL		786

Q6 Do you have children?

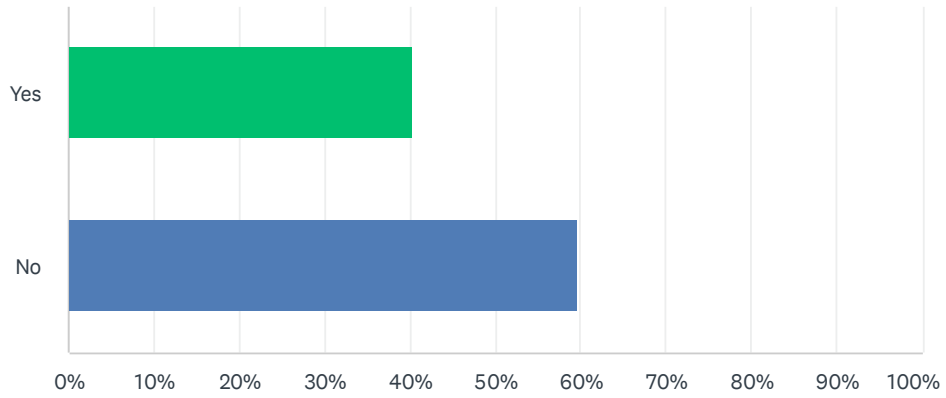
Answered: 776 Skipped: 46

Q7 If so, how many and what are their ages?

Answered: 756 Skipped: 66

Q8 Did you grow up in the Antiochian Orthodox Church?

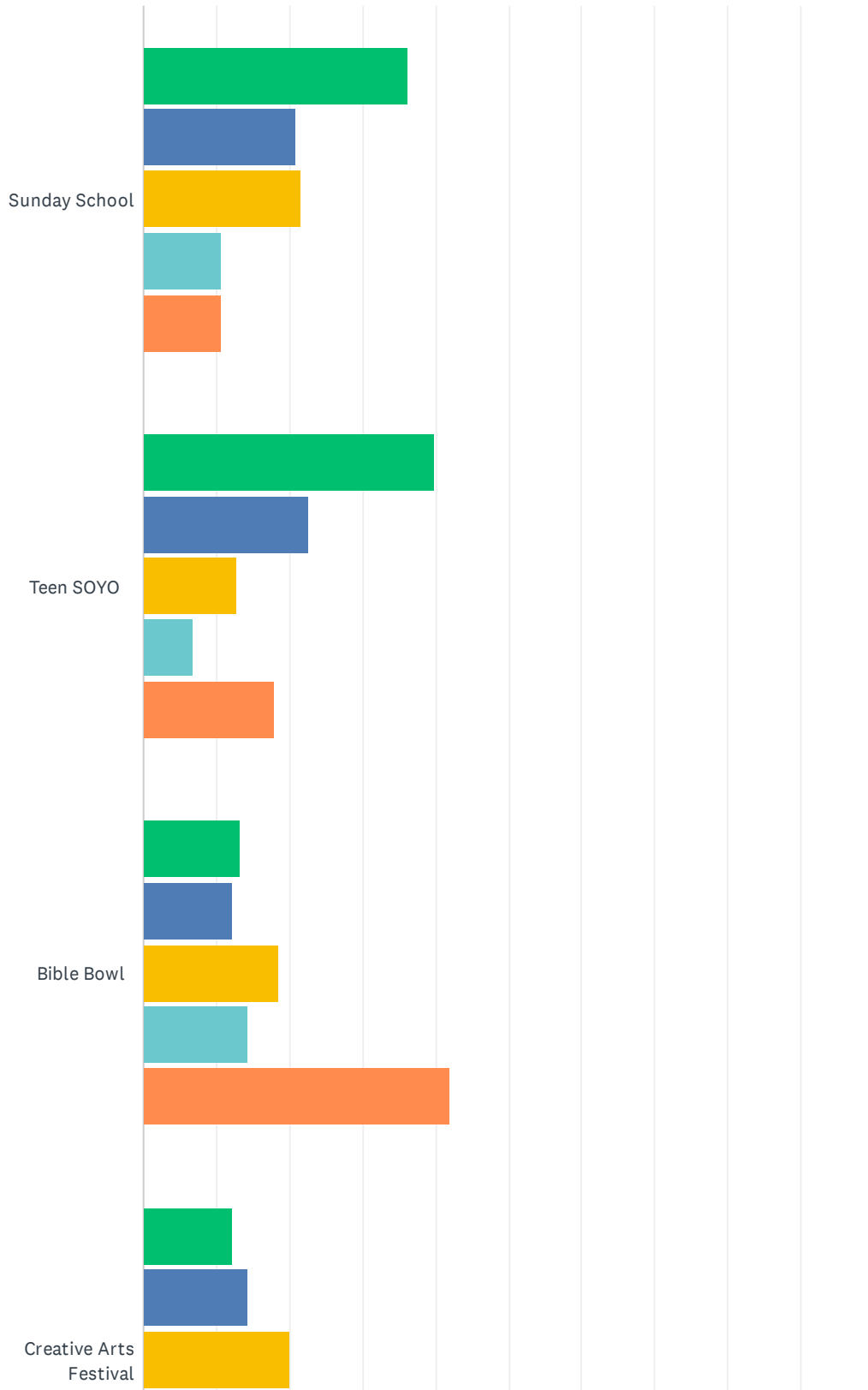
Answered: 777 Skipped: 45



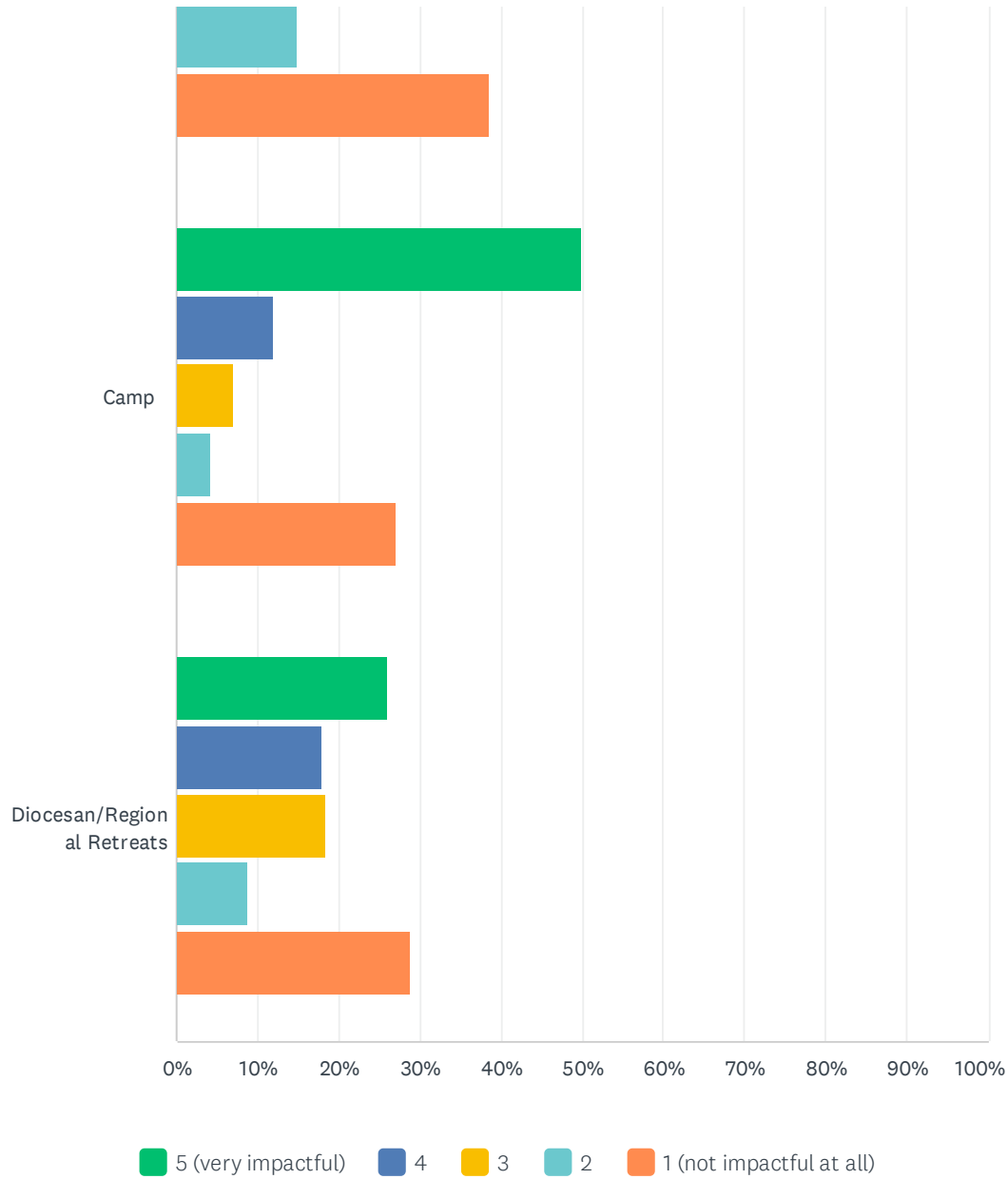
ANSWER CHOICES	RESPONSES	
Yes	40.28%	313
No	59.72%	464
TOTAL		777

Q9 Growing up in the church, how positively impactful (5 for most, 1 for least) were the following activities for your faith?

Answered: 307 Skipped: 515



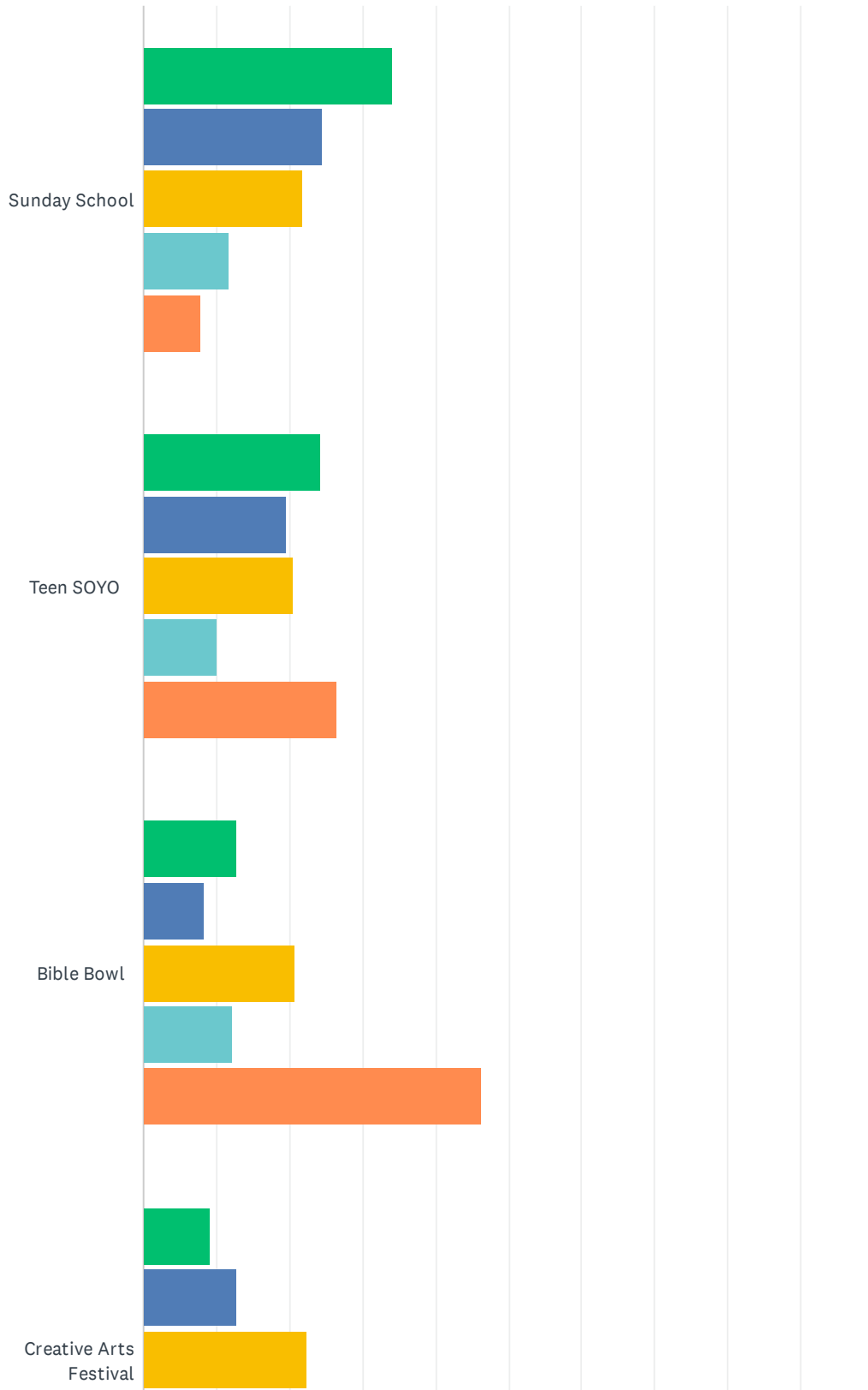
Antiochian Orthodox Christian Youth and Young Adult Ministries Survey for Parents



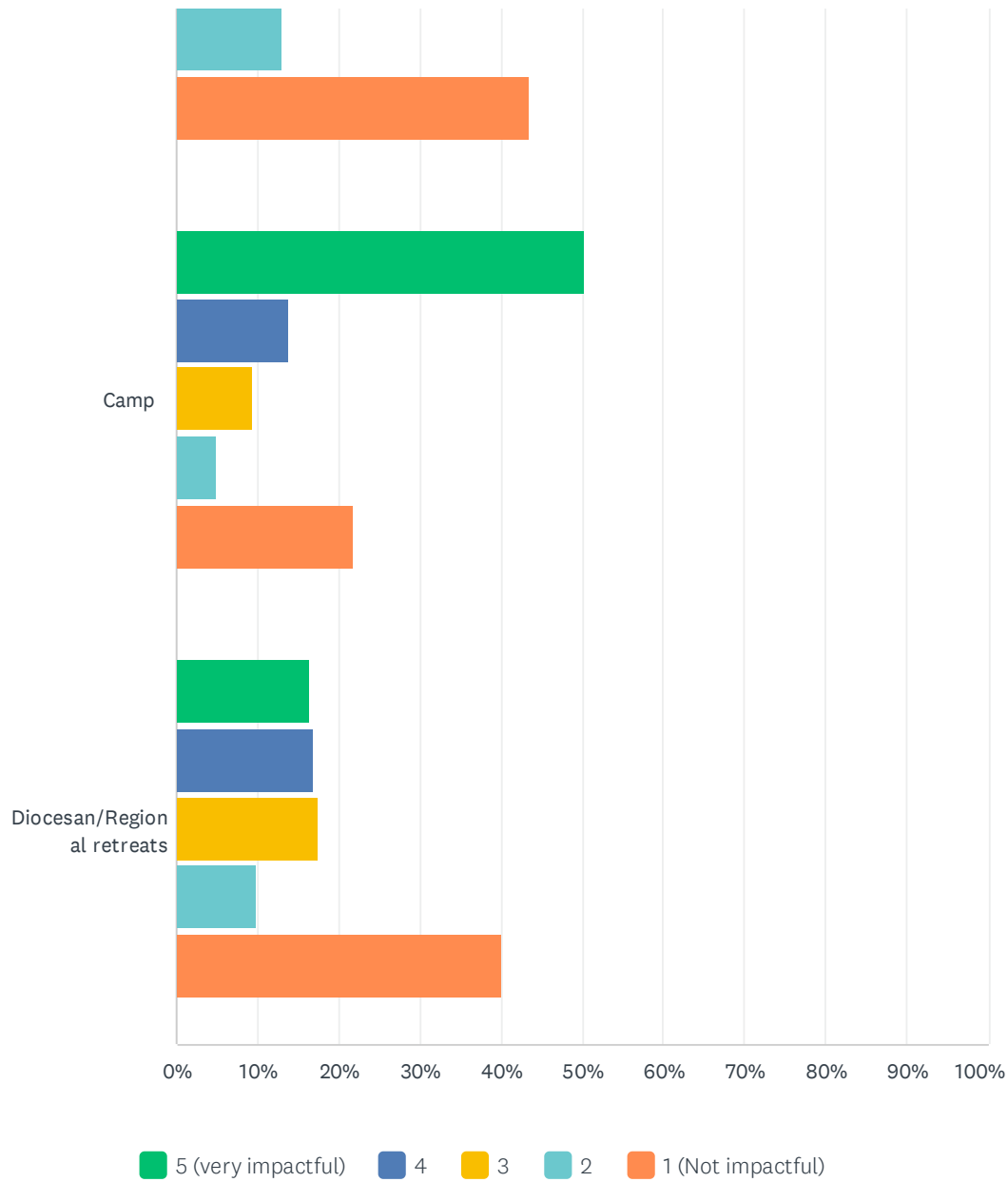
	5 (VERY IMPACTFUL)	4	3	2	1 (NOT IMPACTFUL AT ALL)	TOTAL
Sunday School	36.21% 109	20.93% 63	21.59% 65	10.63% 32	10.63% 32	301
Teen SOYO	39.86% 116	22.68% 66	12.71% 37	6.87% 20	17.87% 52	291
Bible Bowl	13.17% 37	12.10% 34	18.51% 52	14.23% 40	41.99% 118	281
Creative Arts Festival	12.14% 34	14.29% 40	20.00% 56	15.00% 42	38.57% 108	280
Camp	49.82% 142	11.93% 34	7.02% 20	4.21% 12	27.02% 77	285
Diocesan/Regional Retreats	26.06% 74	17.96% 51	18.31% 52	8.80% 25	28.87% 82	284

Q10 Of the following activities, how would you rate their positive impact (5 for most impactful, 1 for least) on your children?

Answered: 669 Skipped: 153



Antiochian Orthodox Christian Youth and Young Adult Ministries Survey for Parents



	5 (VERY IMPACTFUL)	4	3	2	1 (NOT IMPACTFUL)	TOTAL RESPONDENTS
Sunday School	34.20% 224	24.58% 161	21.83% 143	11.76% 77	7.94% 52	655
Teen SOYO	24.36% 134	19.64% 108	20.36% 112	10.00% 55	26.36% 145	550
Bible Bowl	12.87% 69	8.40% 45	20.71% 111	12.13% 65	46.27% 248	536
Creative Arts Festival	9.11% 50	12.75% 70	22.40% 123	12.93% 71	43.53% 239	549
Camp	50.34% 292	13.97% 81	9.48% 55	4.83% 28	21.72% 126	580
Diocesan/Regional retreats	16.35% 87	16.92% 90	17.48% 93	9.77% 52	40.04% 213	532

Q11 For the activities above that were most positively impactful, what made them so?

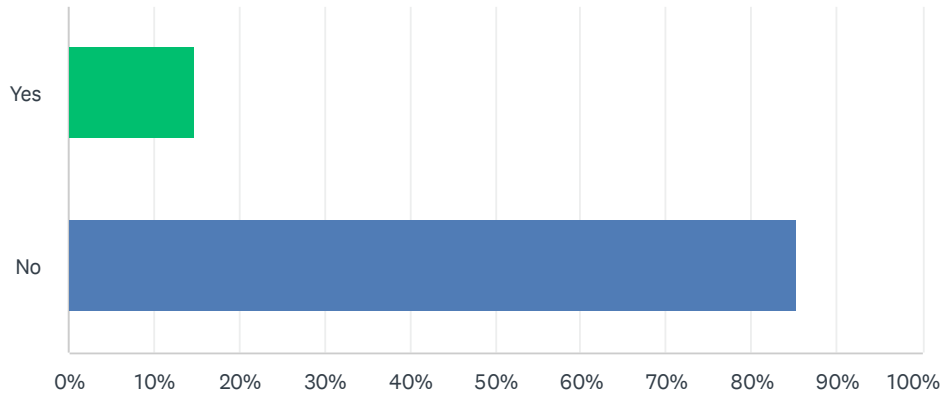
Answered: 473 Skipped: 349

Q12 For the activities above that were not positively impactful, why were they not?

Answered: 401 Skipped: 421

Q13 Have you ever served on the camp staff of an Archdiocese camp?

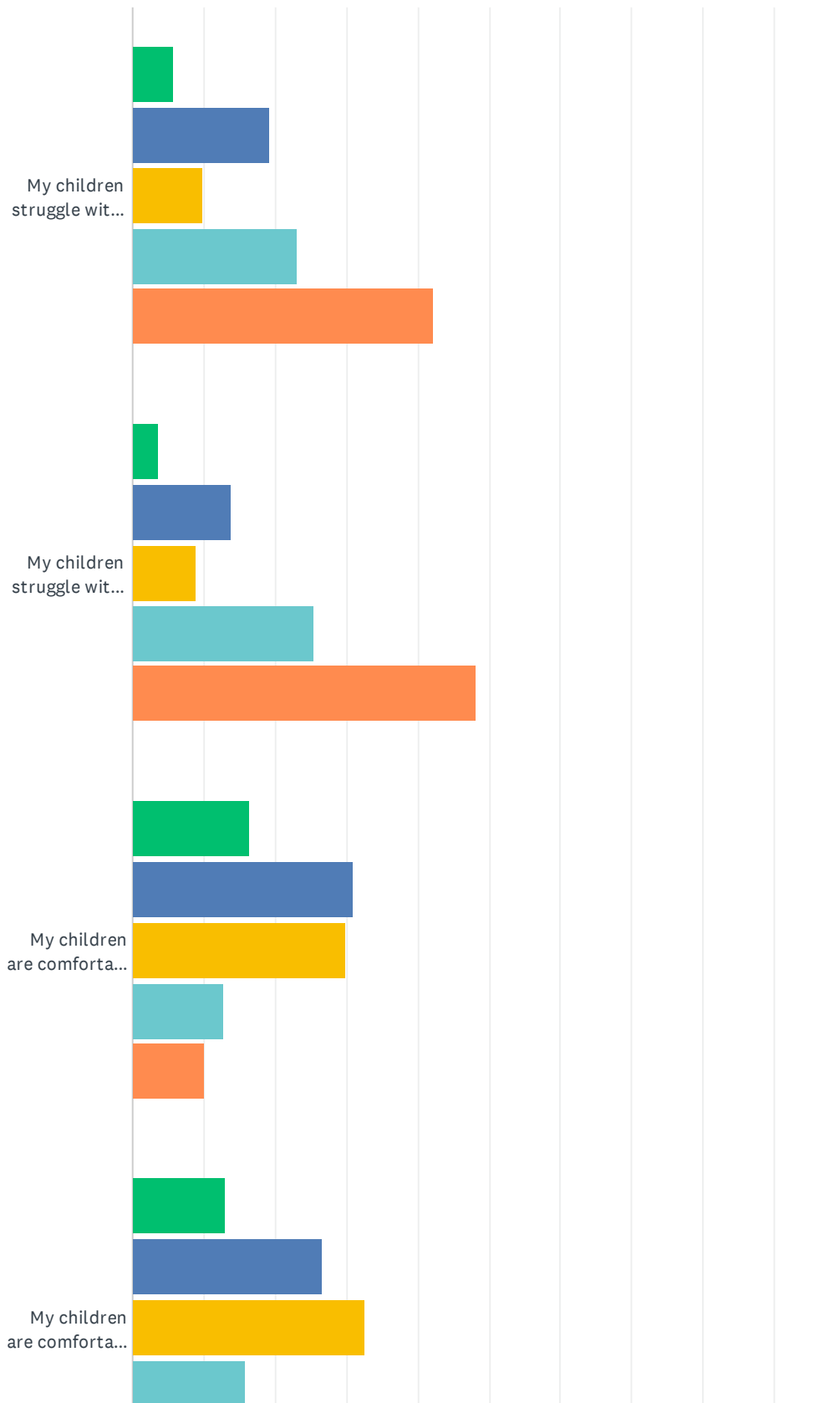
Answered: 704 Skipped: 118



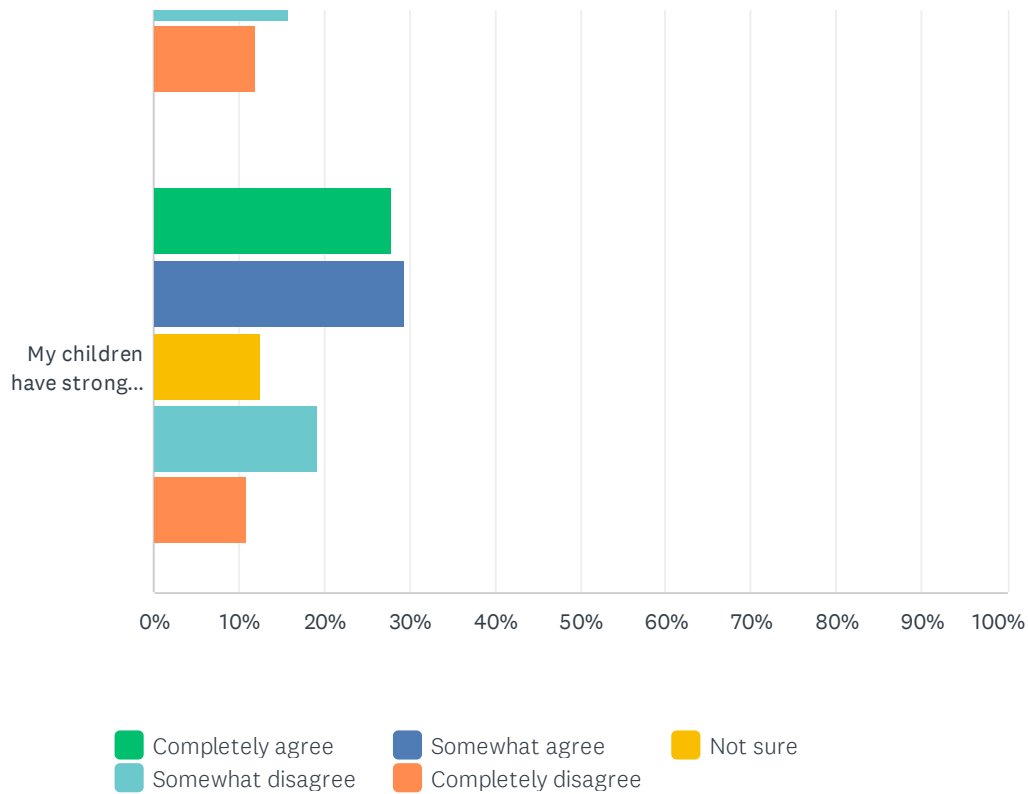
ANSWER CHOICES	RESPONSES	
Yes	14.63%	103
No	85.37%	601
TOTAL		704

Q14 Please rank your agreement with the following statements .

Answered: 655 Skipped: 167



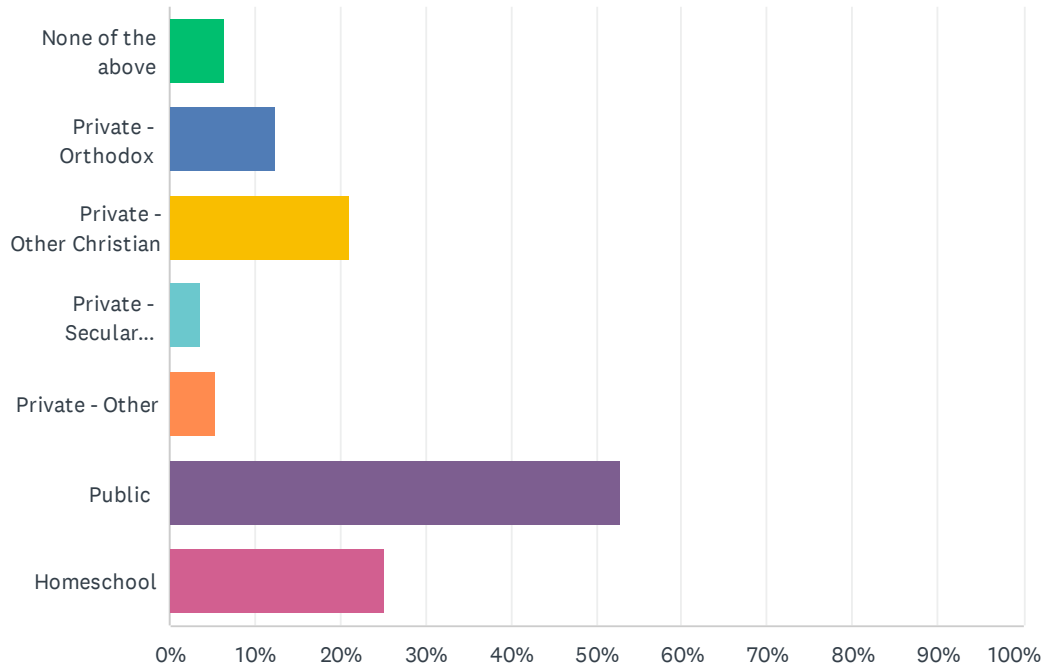
Antiochian Orthodox Christian Youth and Young Adult Ministries Survey for Parents



	COMPLETELY AGREE	SOMEWHAT AGREE	NOT SURE	SOMEWHAT DISAGREE	COMPLETELY DISAGREE	TOTAL
My children struggle with believing the theological teachings of the church.	5.67% 37	19.30% 126	9.80% 64	23.12% 151	42.11% 275	653
My children struggle with believing the moral teachings of the church.	3.68% 24	13.80% 90	8.90% 58	25.46% 166	48.16% 314	652
My children are comfortable turning to a priest when they are struggling or having questions.	16.41% 107	30.98% 202	29.91% 195	12.73% 83	9.97% 65	652
My children are comfortable turning to adult mentors in my parish when they are struggling or having questions.	12.94% 84	26.66% 173	32.67% 212	15.72% 102	12.02% 78	649
My children have strong peer relationships in the church.	27.87% 182	29.40% 192	12.56% 82	19.30% 126	10.87% 71	653

Q15 What types of education is your family involved in? Check all that apply.

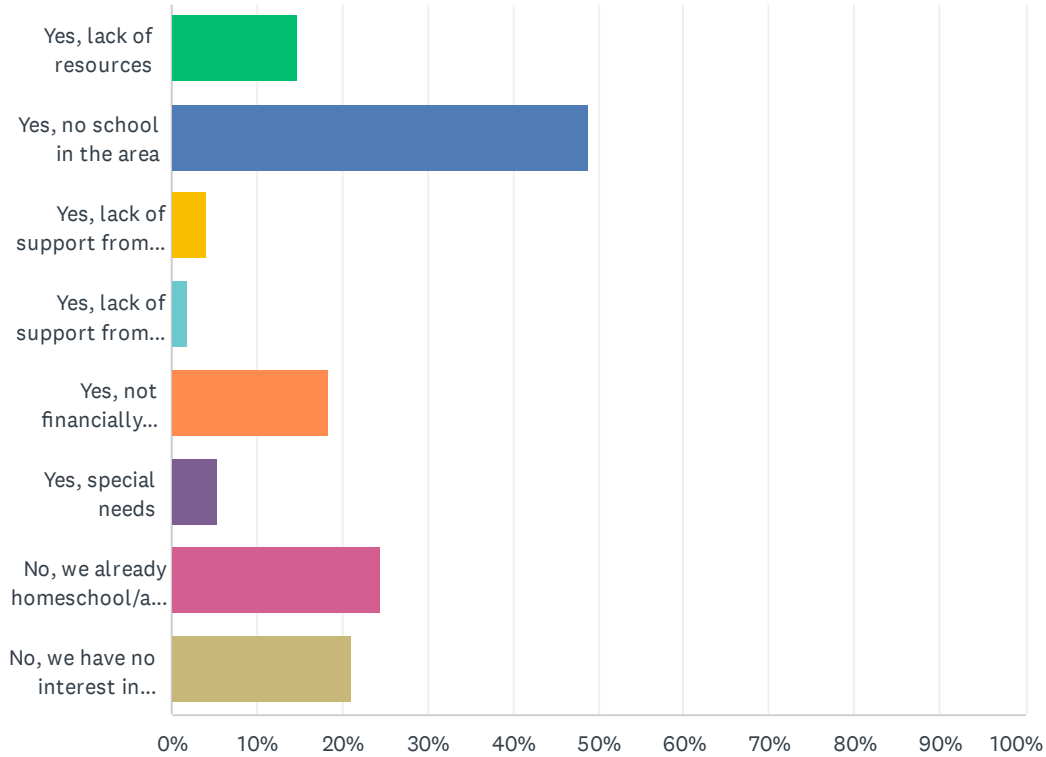
Answered: 667 Skipped: 155



ANSWER CHOICES	RESPONSES	
None of the above	6.30%	42
Private - Orthodox	12.29%	82
Private - Other Christian	21.14%	141
Private - Secular Classical	3.60%	24
Private - Other	5.40%	36
Public	52.77%	352
Homeschool	25.19%	168
Total Respondents: 667		

Q16 Are there factors preventing you from homeschooling or sending your children to an Orthodox school? Check all that apply

Answered: 594 Skipped: 228



ANSWER CHOICES	RESPONSES	
Yes, lack of resources	14.65%	87
Yes, no school in the area	48.82%	290
Yes, lack of support from family/friends	4.04%	24
Yes, lack of support from clergy	2.02%	12
Yes, not financially feasible	18.35%	109
Yes, special needs	5.39%	32
No, we already homeschool/attend an Orthodox school	24.58%	146
No, we have no interest in either	21.04%	125
Total Respondents: 594		

Q17 What are the greatest challenges you see in ministering to our youth and young adults?

Answered: 515 Skipped: 307

Q18 What are the greatest needs you see for ministering to our youth and young adults?

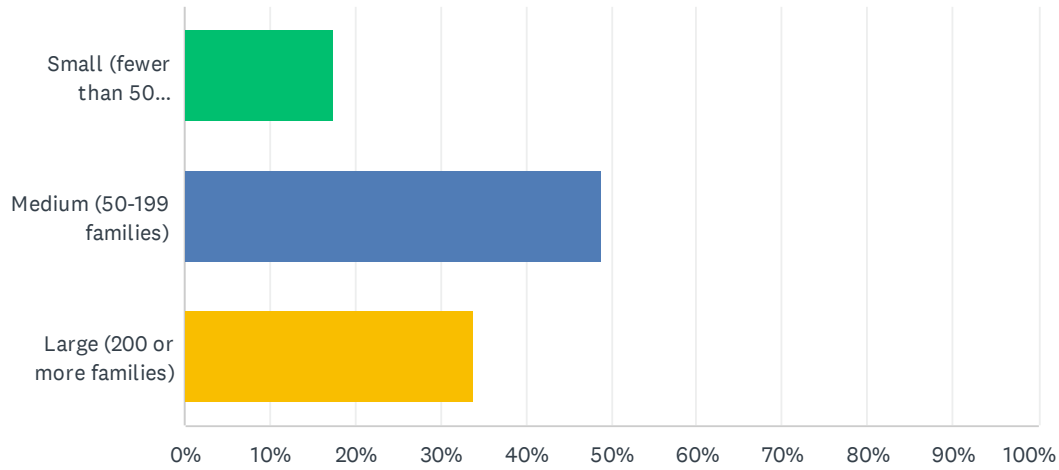
Answered: 485 Skipped: 337

Q19 In your estimation, how has the recent pandemic affected our youth and young adult ministry?

Answered: 490 Skipped: 332

Q20 How large is your parish?

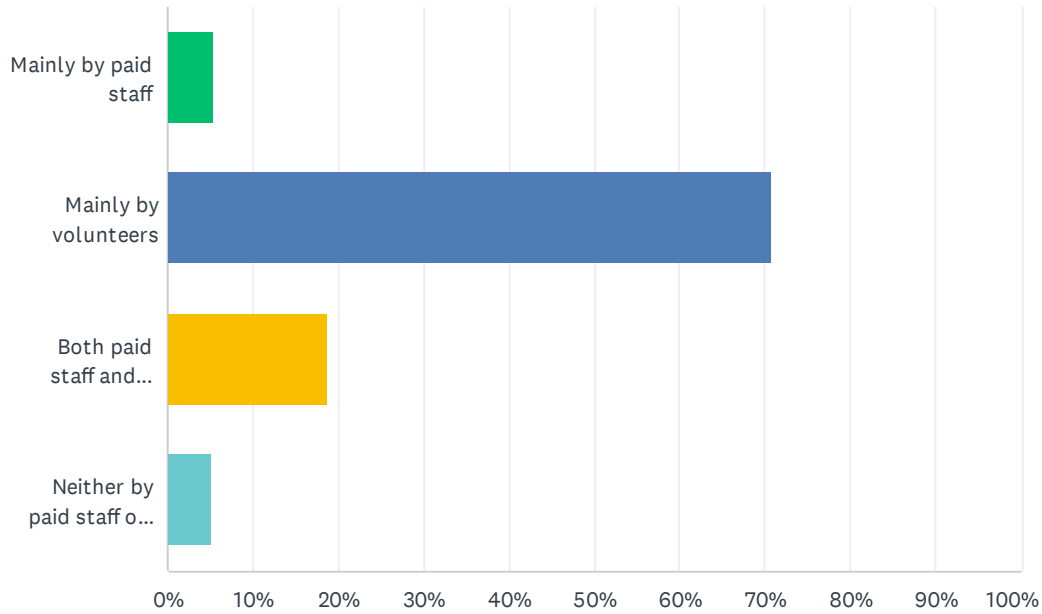
Answered: 627 Skipped: 195



ANSWER CHOICES	RESPONSES	
Small (fewer than 50 families)	17.38%	109
Medium (50-199 families)	48.80%	306
Large (200 or more families)	33.81%	212
TOTAL		627

Q21 Is youth ministry in your parish done by paid staff or volunteers?

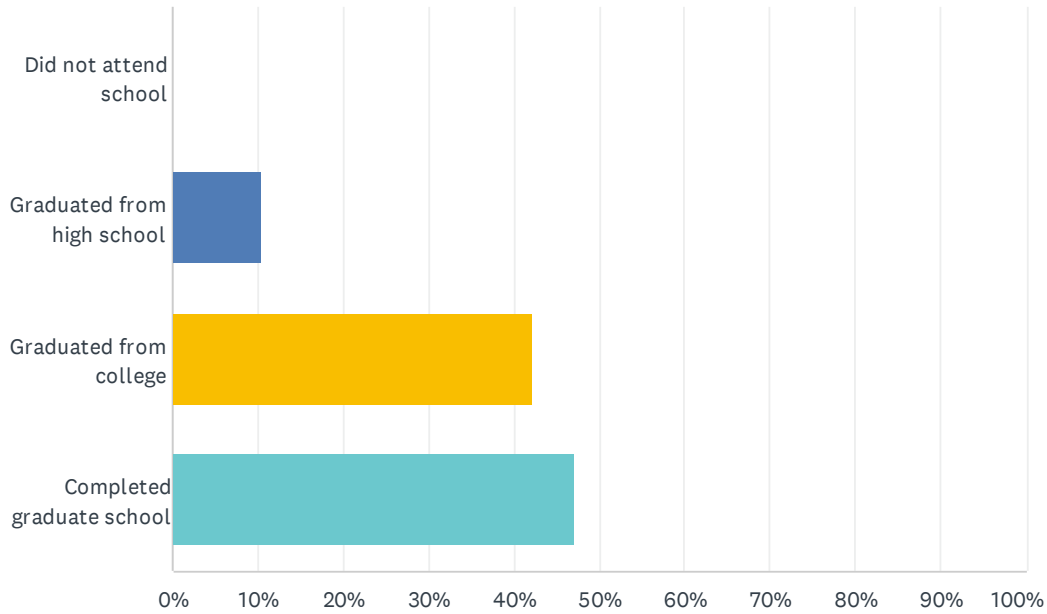
Answered: 611 Skipped: 211



ANSWER CHOICES	RESPONSES	
Mainly by paid staff	5.40%	33
Mainly by volunteers	70.87%	433
Both paid staff and volunteers	18.66%	114
Neither by paid staff or volunteers	5.07%	31
TOTAL		611

Q22 What is the highest level of education you have completed?

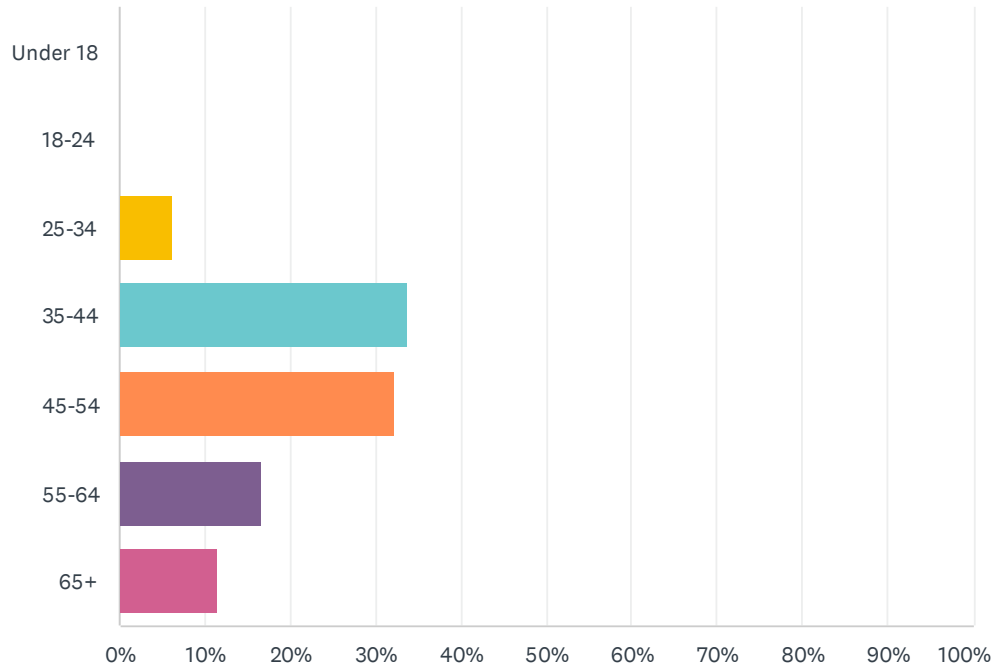
Answered: 610 Skipped: 212



ANSWER CHOICES	RESPONSES	
Did not attend school	0.00%	0
Graduated from high school	10.49%	64
Graduated from college	42.30%	258
Completed graduate school	47.21%	288
TOTAL		610

Q23 What is your age?

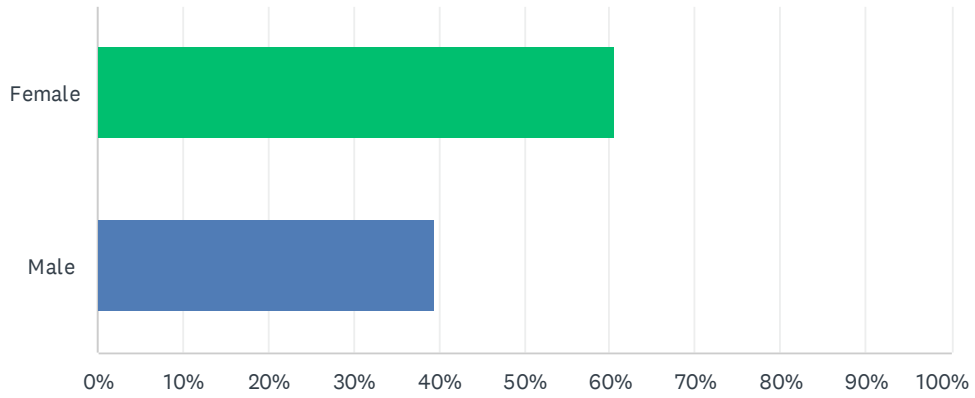
Answered: 621 Skipped: 201



ANSWER CHOICES	RESPONSES	
Under 18	0.00%	0
18-24	0.00%	0
25-34	6.12%	38
35-44	33.66%	209
45-54	32.21%	200
55-64	16.59%	103
65+	11.43%	71
TOTAL		621

Q24 What is your gender?

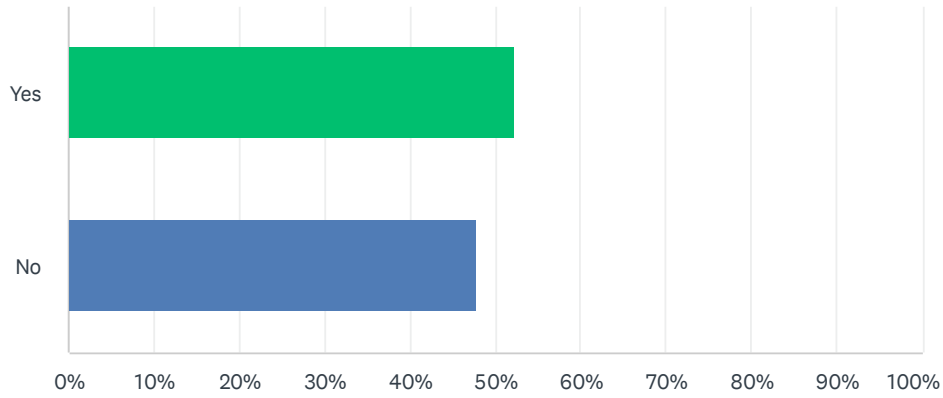
Answered: 620 Skipped: 202



ANSWER CHOICES	RESPONSES	
Female	60.65%	376
Male	39.35%	244
TOTAL		620

Q25 May we contact you for a brief interview about youth and young adult ministries in your parish and in the wider church?

Answered: 614 Skipped: 208



ANSWER CHOICES	RESPONSES	
Yes	52.28%	321
No	47.72%	293
TOTAL		614

Q26 If yes, please enter your contact information

Answered: 325 Skipped: 497

ANSWER CHOICES	RESPONSES	
Name	99.69%	324
Company	0.00%	0
Address	0.00%	0
Address 2	0.00%	0
City/Town	0.00%	0
State/Province	0.00%	0
ZIP/Postal Code	0.00%	0
Country	0.00%	0
Email Address	98.77%	321
Phone Number	94.15%	306