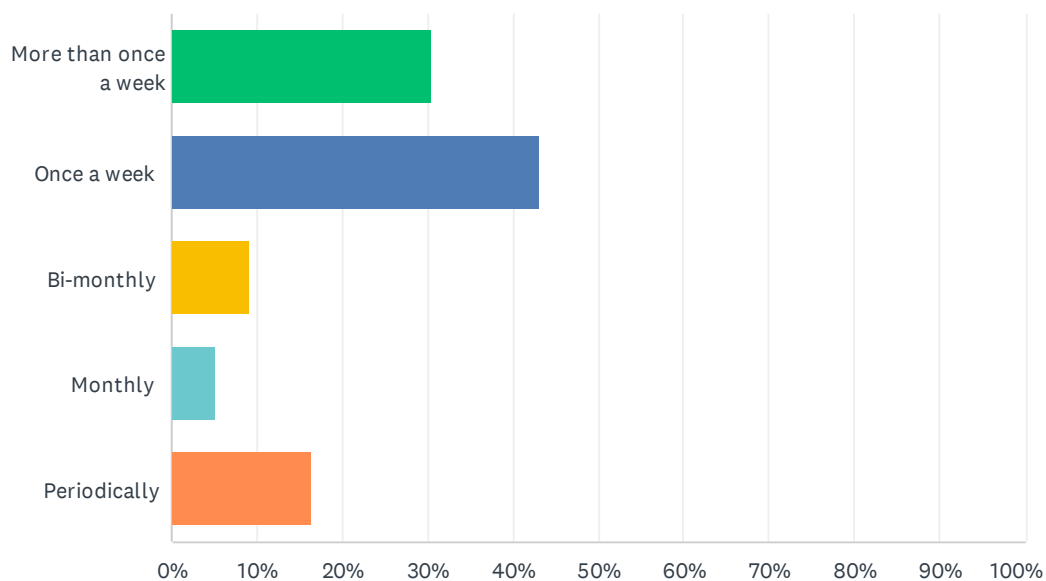


Q1 How often do you attend church?

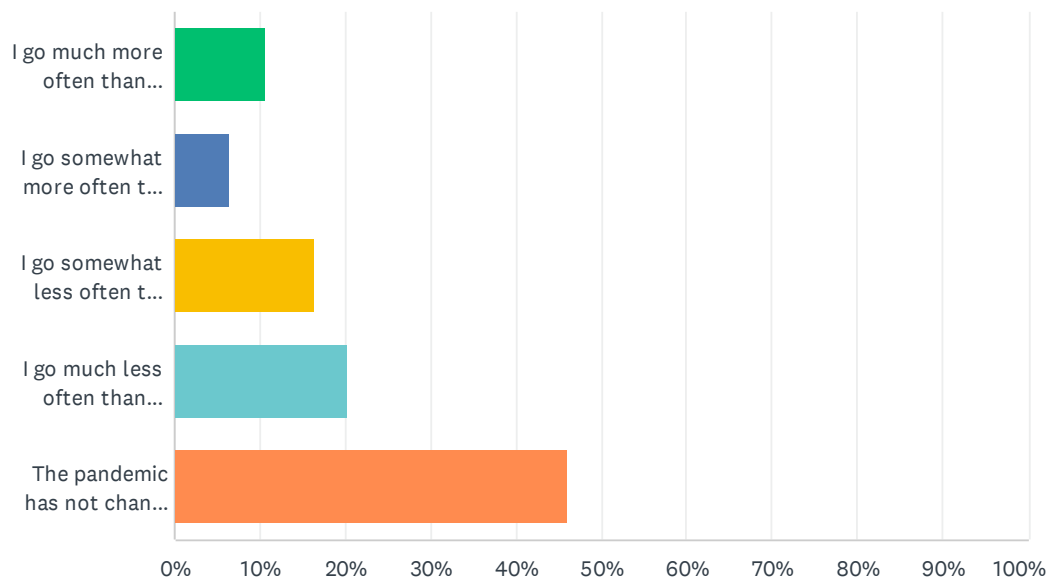
Answered: 402 Skipped: 5



ANSWER CHOICES	RESPONSES	
More than once a week	30.60%	123
Once a week	43.03%	173
Bi-monthly	9.20%	37
Monthly	5.22%	21
Periodically	16.42%	66
Total Respondents: 402		

Q2 How has the pandemic changed how often you attend church?

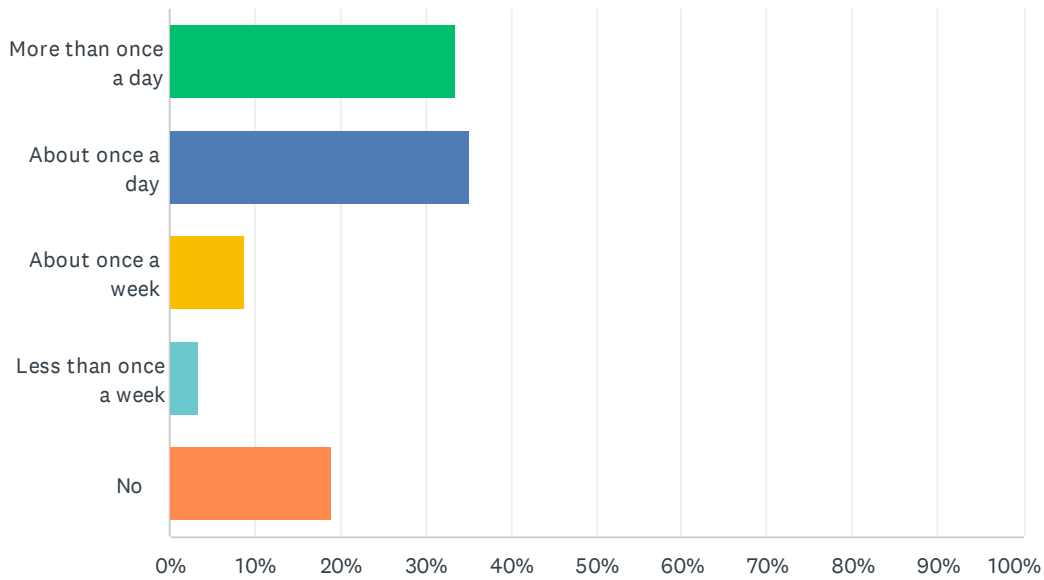
Answered: 403 Skipped: 4



ANSWER CHOICES	RESPONSES	
I go much more often than before the pandemic	10.67%	43
I go somewhat more often than before the pandemic	6.45%	26
I go somewhat less often than before the pandemic	16.38%	66
I go much less often than before the pandemic	20.35%	82
The pandemic has not changed how often I go to church	46.15%	186
TOTAL		403

Q3 Do you have a personal rule of prayer?

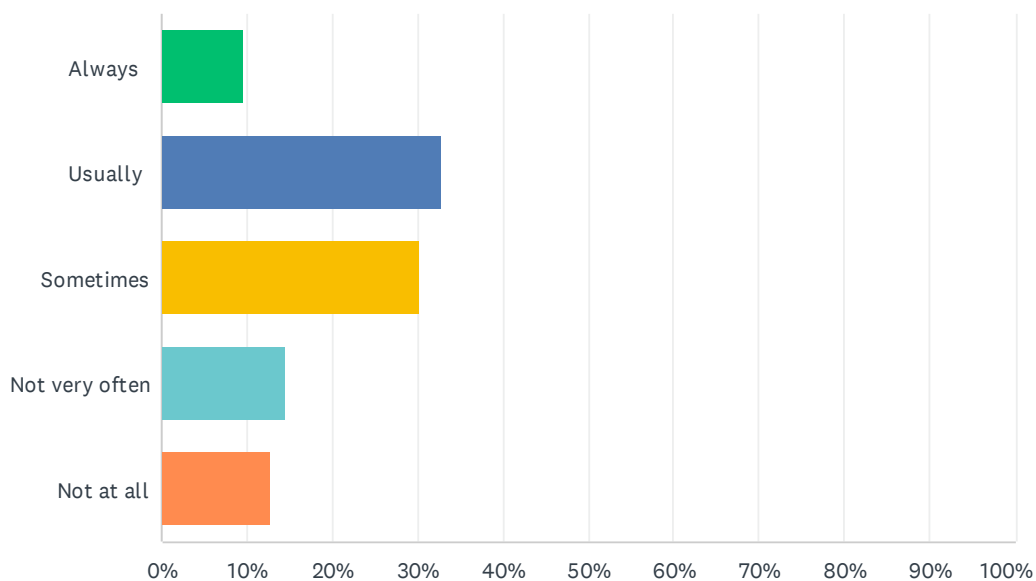
Answered: 400 Skipped: 7



ANSWER CHOICES	RESPONSES	
More than once a day	33.50%	134
About once a day	35.25%	141
About once a week	8.75%	35
Less than once a week	3.50%	14
No	19.00%	76
TOTAL		400

Q4 Do you keep the fasts of the church?

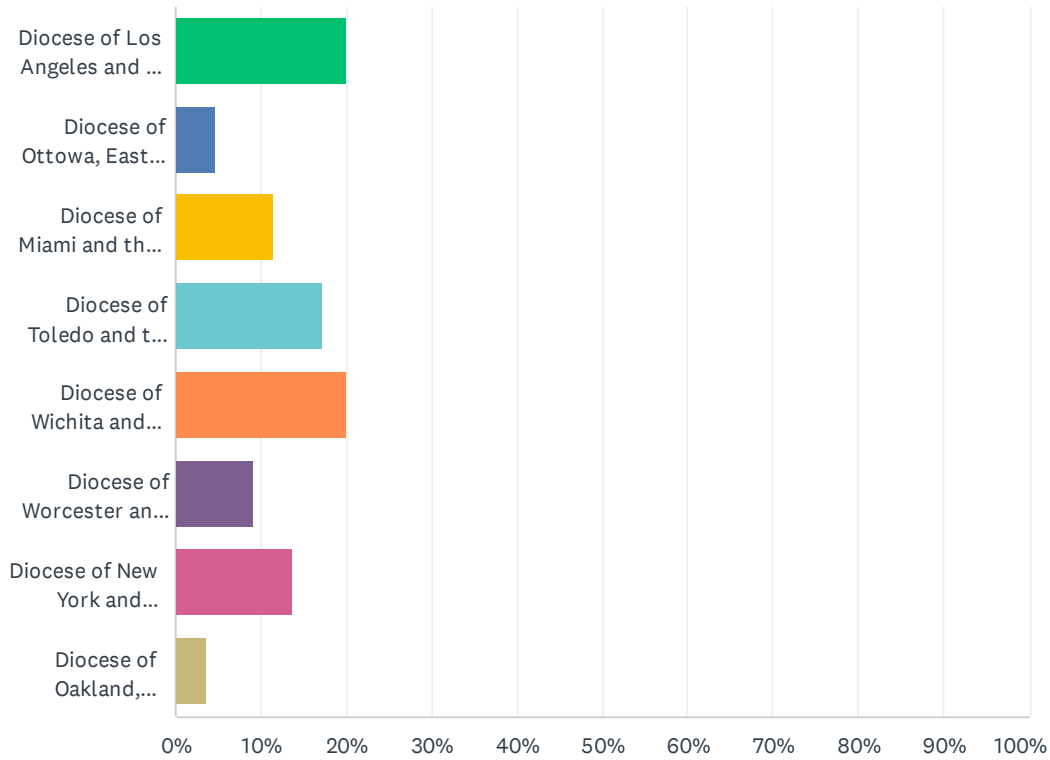
Answered: 399 Skipped: 8



ANSWER CHOICES	RESPONSES	
Always	9.52%	38
Usually	32.83%	131
Sometimes	30.33%	121
Not very often	14.54%	58
Not at all	12.78%	51
TOTAL		399

Q5 What is your diocese?

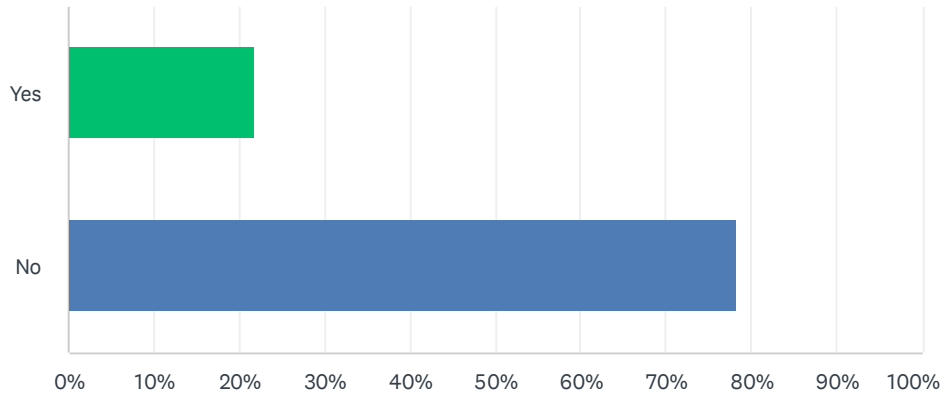
Answered: 381 Skipped: 26



ANSWER CHOICES	RESPONSES	
Diocese of Los Angeles and the West	19.95%	76
Diocese of Ottawa, Eastern Canada, and Upstate New York	4.72%	18
Diocese of Miami and the Southeast	11.55%	44
Diocese of Toledo and the Midwest	17.32%	66
Diocese of Wichita and Mid-America	19.95%	76
Diocese of Worcester and New England	9.19%	35
Diocese of New York and Washington D.C.	13.65%	52
Diocese of Oakland, Charleston, and the Mid-Atlantic	3.67%	14
TOTAL		381

Q6 Have you served on the camp staff of an Archdiocese camp?

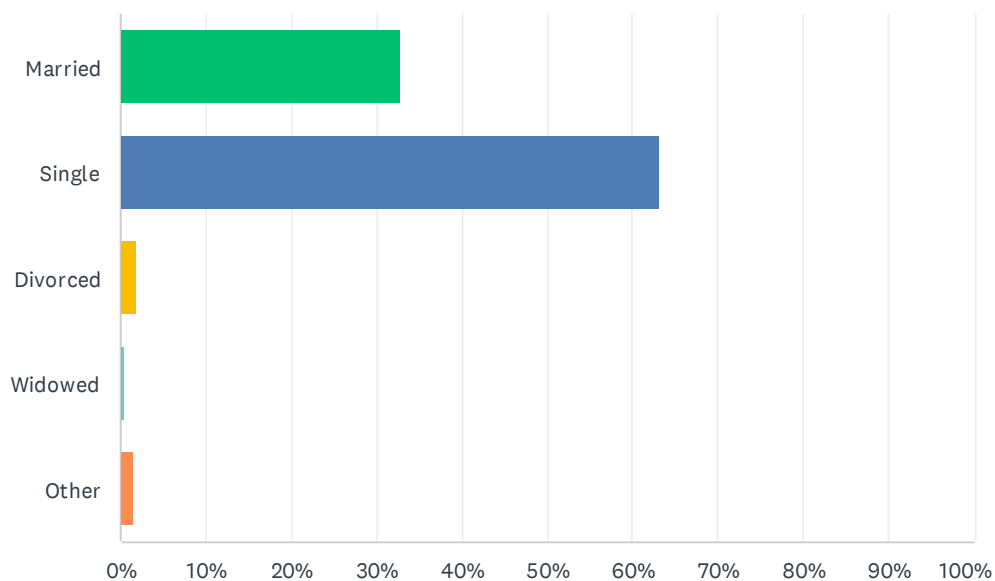
Answered: 386 Skipped: 21



ANSWER CHOICES	RESPONSES	
Yes	21.76%	84
No	78.24%	302
TOTAL		386

Q7 Are you married?

Answered: 383 Skipped: 24



ANSWER CHOICES	RESPONSES	
Married	32.90%	126
Single	63.19%	242
Divorced	1.83%	7
Widowed	0.52%	2
Other	1.57%	6
TOTAL		383

Q8 Do you have children?

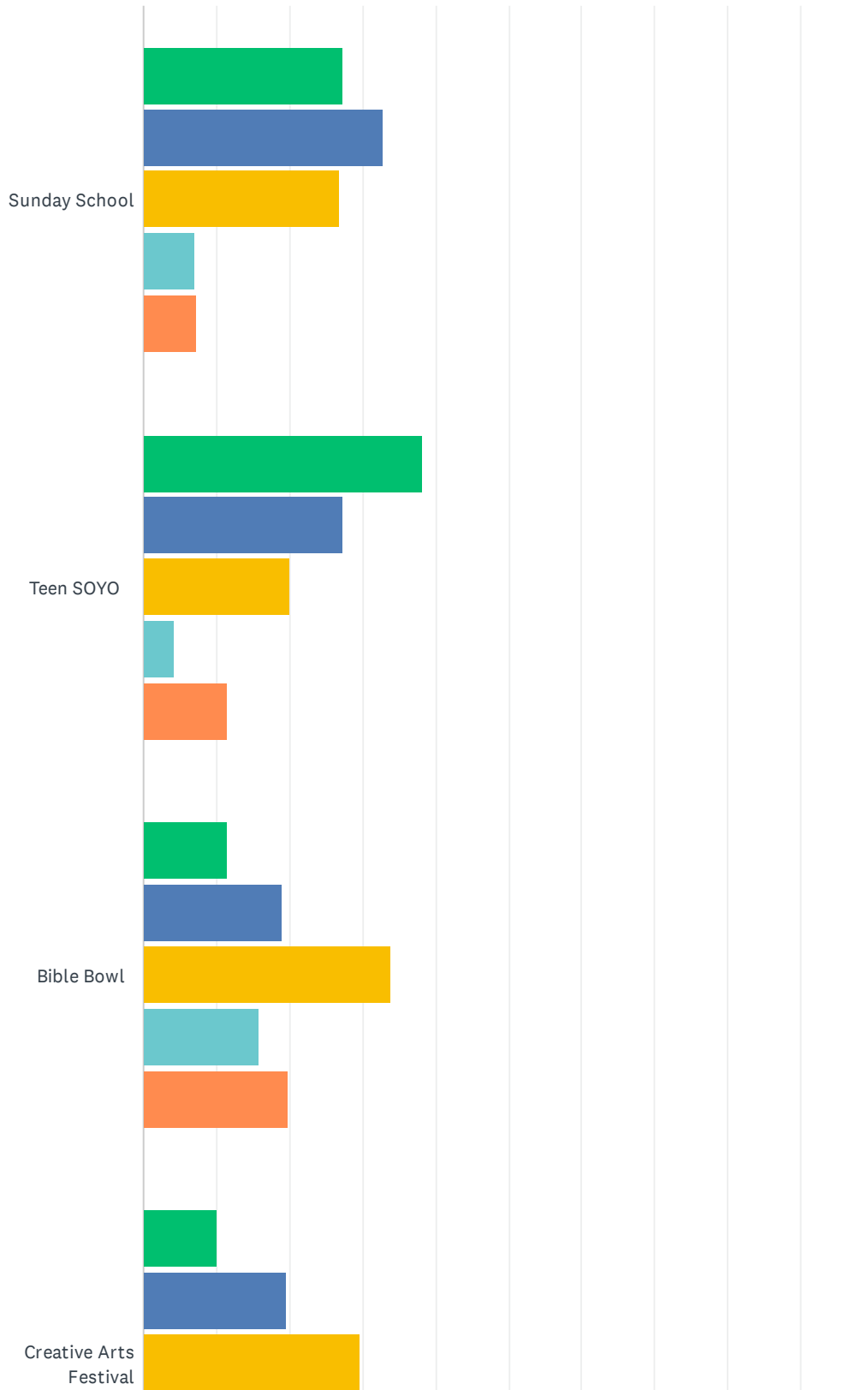
Answered: 321 Skipped: 86

Q9 If so, what are your children's ages?

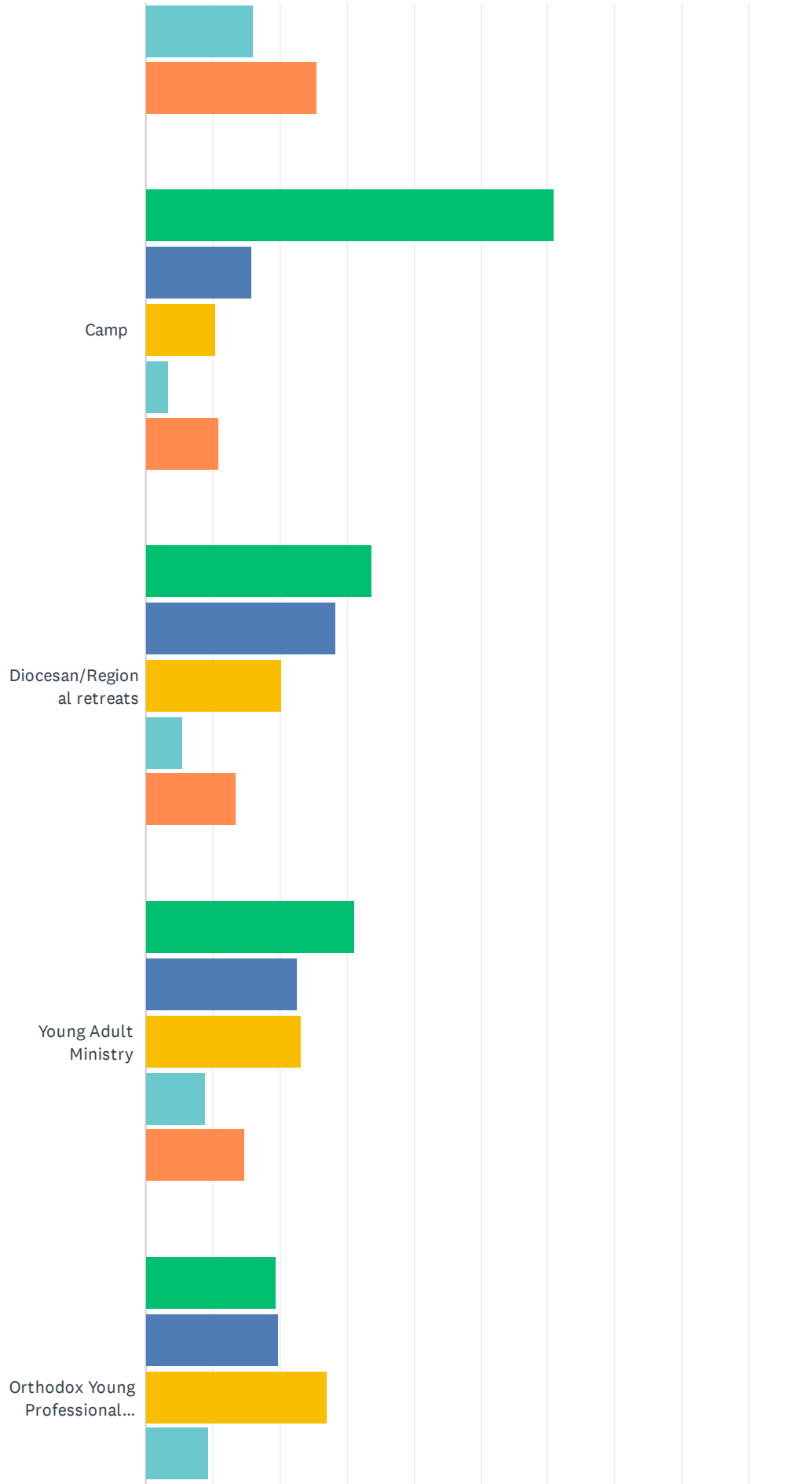
Answered: 148 Skipped: 259

Q10 Of the following activities, how would you rate their positive impact (5 for most impactful, 1 for least)?

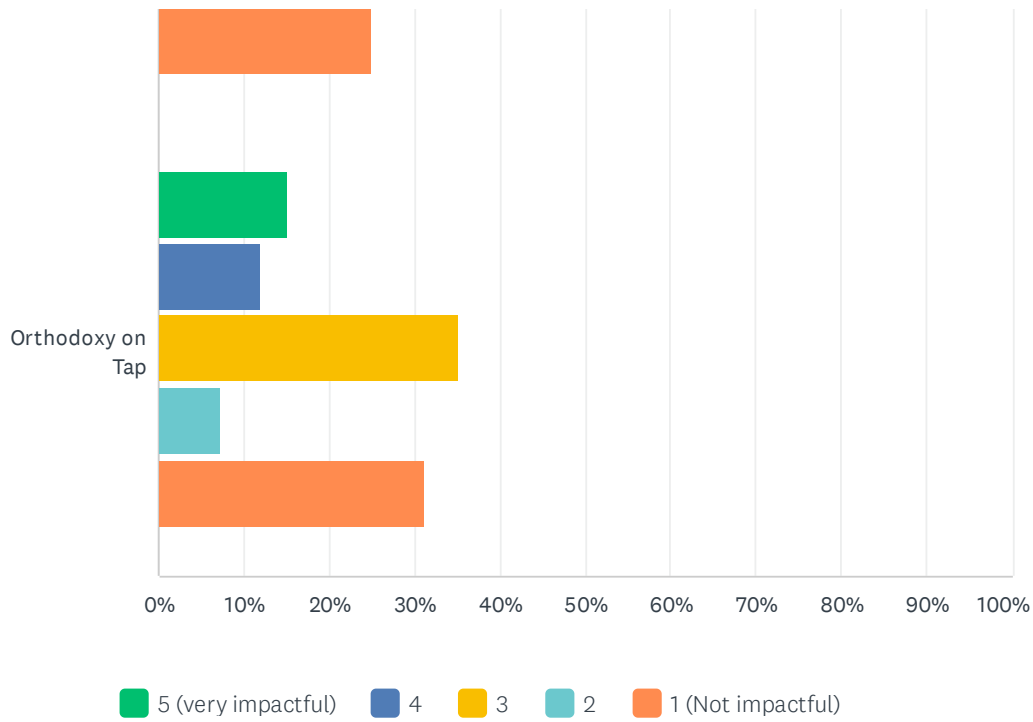
Answered: 307 Skipped: 100



Antiochian Orthodox Christian Youth and Young Adult Ministries Survey for Young Adults



Antiochian Orthodox Christian Youth and Young Adult Ministries Survey for Young Adults



	5 (VERY IMPACTFUL)	4	3	2	1 (NOT IMPACTFUL)	TOTAL RESPONDENTS
Sunday School	27.27% 78	32.87% 94	26.92% 77	6.99% 20	7.34% 21	286
Teen SOYO	38.08% 99	27.31% 71	20.00% 52	4.23% 11	11.54% 30	260
Bible Bowl	11.57% 28	19.01% 46	33.88% 82	15.70% 38	19.83% 48	242
Creative Arts Festival	10.04% 24	19.67% 47	29.71% 71	15.90% 38	25.52% 61	239
Camp	61.00% 158	15.83% 41	10.42% 27	3.47% 9	10.81% 28	259
Diocesan/Regional retreats	33.60% 85	28.46% 72	20.16% 51	5.53% 14	13.44% 34	253
Young Adult Ministry	31.20% 83	22.56% 60	23.31% 62	9.02% 24	14.66% 39	266
Orthodox Young Professionals Conference	19.31% 45	19.74% 46	27.04% 63	9.44% 22	24.89% 58	233
Orthodoxy on Tap	15.07% 33	11.87% 26	35.16% 77	7.31% 16	31.05% 68	219

Q11 For the activities above that were most positively impactful, what made them so?

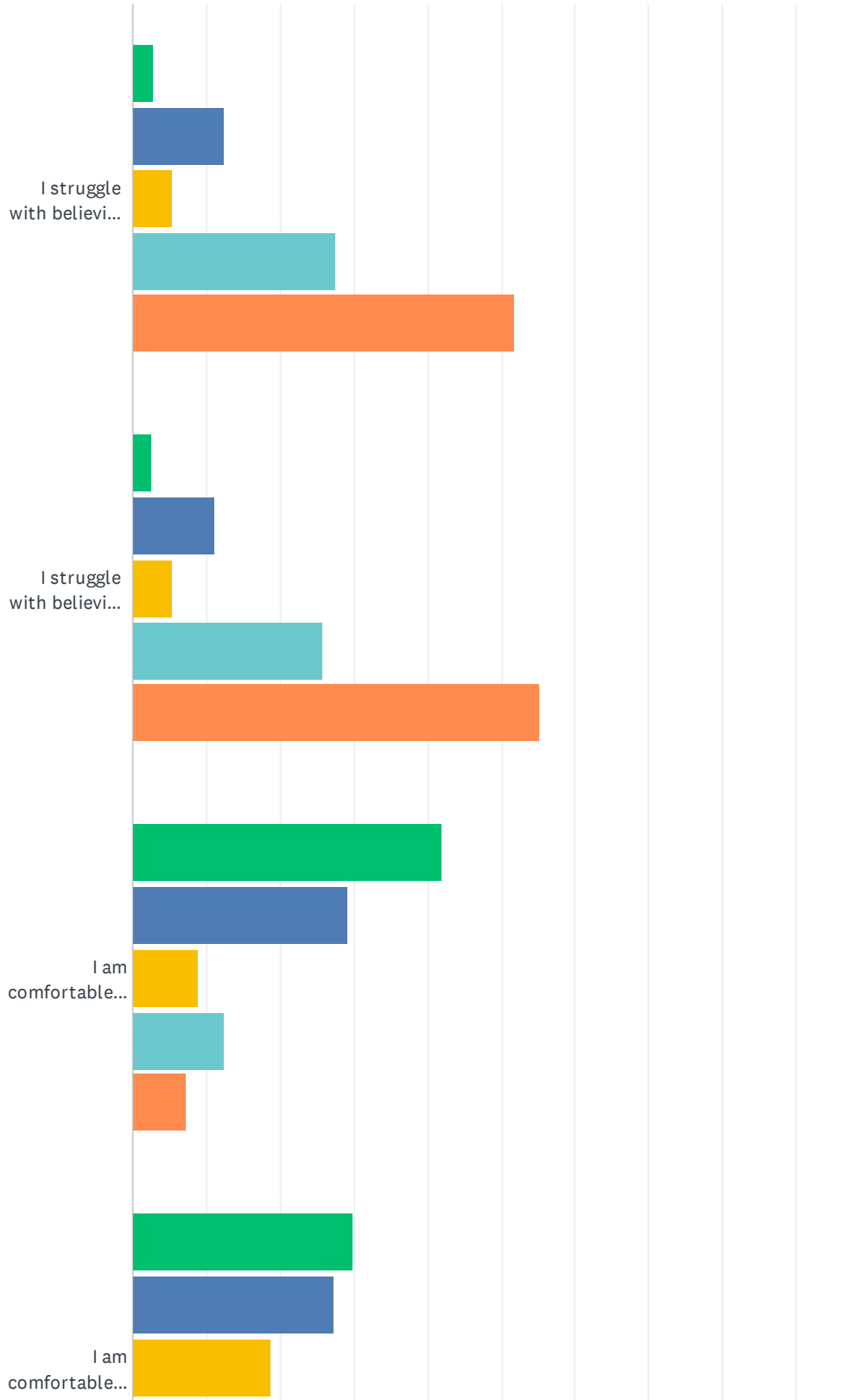
Answered: 179 Skipped: 228

Q12 For the activities above that were not positively impactful, why were they not?

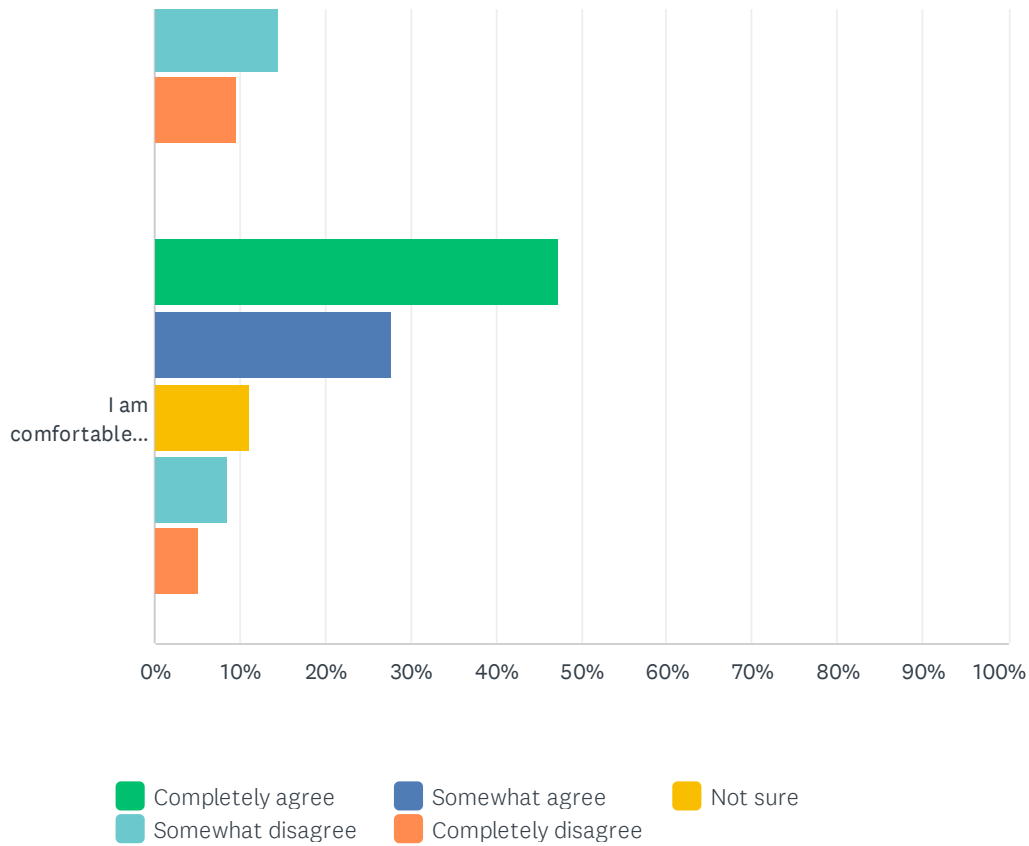
Answered: 139 Skipped: 268

Q13 Please rank your agreement with the following statements about yourself.

Answered: 317 Skipped: 90



Antiochian Orthodox Christian Youth and Young Adult Ministries Survey for Young Adults



	COMPLETELY AGREE	SOMEWHAT AGREE	NOT SURE	SOMEWHAT DISAGREE	COMPLETELY DISAGREE	TOTAL
I struggle with believing the theological teachings of the church.	2.85% 9	12.34% 39	5.38% 17	27.53% 87	51.90% 164	316
I struggle with believing the moral teachings of the church.	2.54% 8	11.11% 35	5.40% 17	25.71% 81	55.24% 174	315
I am comfortable turning to my priest when I find myself struggling or having questions.	42.04% 132	29.30% 92	8.92% 28	12.42% 39	7.32% 23	314
I am comfortable turning to adult mentors in my parish when I find myself struggling or having questions.	29.84% 94	27.30% 86	18.73% 59	14.60% 46	9.52% 30	315
I am comfortable turning to strong peer relationships in the church.	47.28% 148	27.80% 87	11.18% 35	8.63% 27	5.11% 16	313

Q14 What are the greatest challenges you see in ministering to our youth and young adults?

Answered: 214 Skipped: 193

Q15 What are the greatest needs you see for ministering to our youth and young adults?

Answered: 196 Skipped: 211

Q16 In your view, how has the recent pandemic affected the church's ministry to/by youth and young adults?

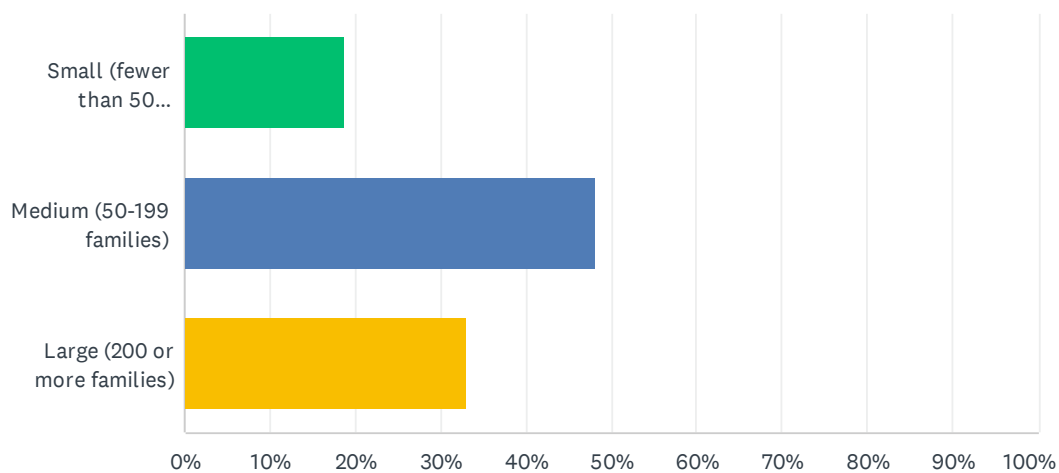
Answered: 187 Skipped: 220

Q17 What are the topics you feel need to be better addressed by the Church?

Answered: 195 Skipped: 212

Q18 How large is your parish?

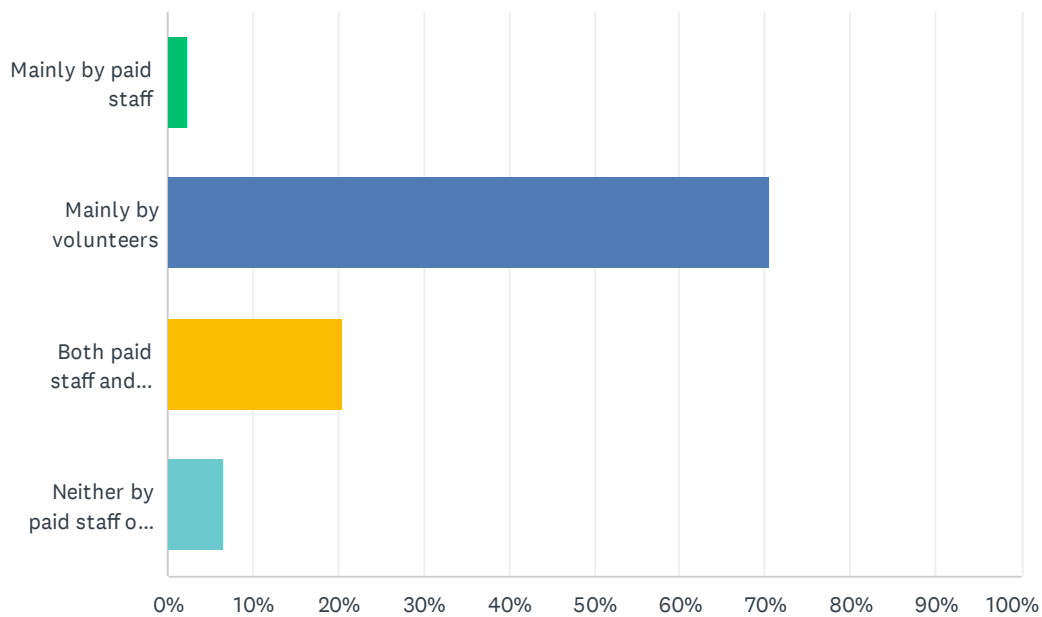
Answered: 272 Skipped: 135



ANSWER CHOICES	RESPONSES	
Small (fewer than 50 families)	18.75%	51
Medium (50-199 families)	48.16%	131
Large (200 or more families)	33.09%	90
TOTAL		272

Q19 Is youth ministry in your parish done by paid staff or volunteers?

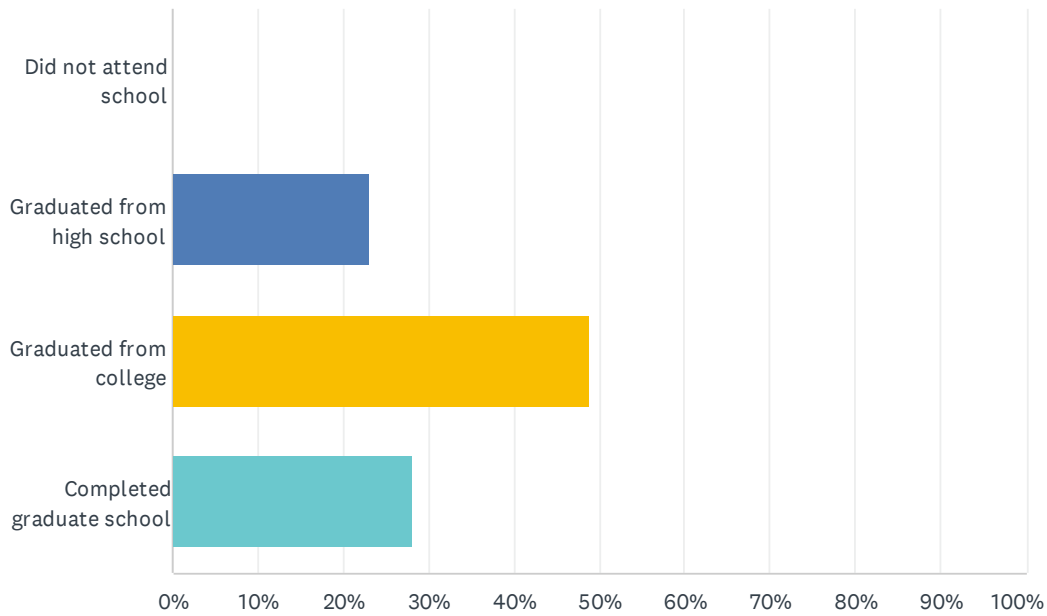
Answered: 259 Skipped: 148



ANSWER CHOICES	RESPONSES	
Mainly by paid staff	2.32%	6
Mainly by volunteers	70.66%	183
Both paid staff and volunteers	20.46%	53
Neither by paid staff or volunteers	6.56%	17
TOTAL		259

Q20 What is the highest level of education you have completed?

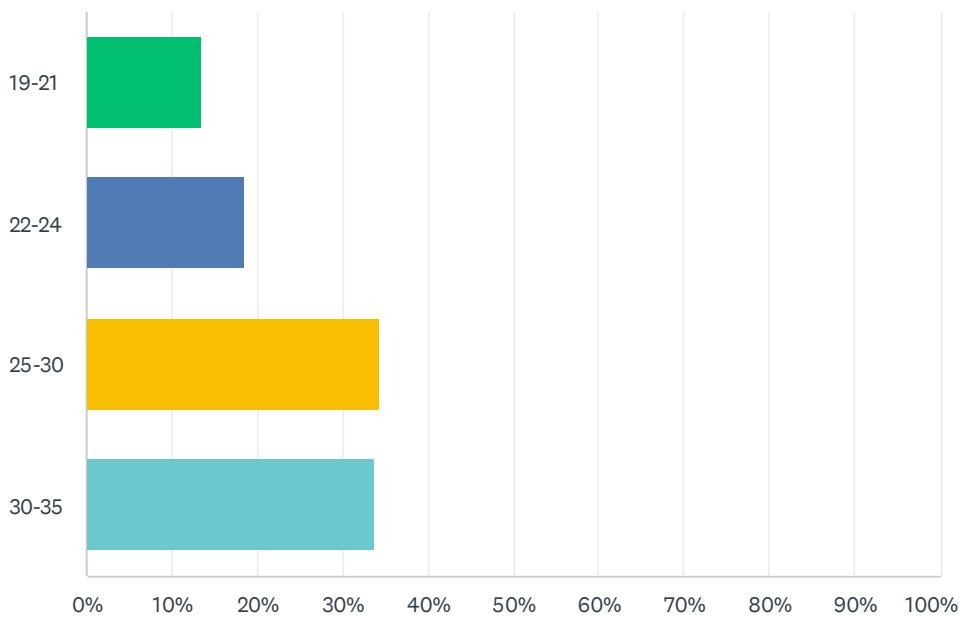
Answered: 266 Skipped: 141



ANSWER CHOICES	RESPONSES	
Did not attend school	0.00%	0
Graduated from high school	22.93%	61
Graduated from college	48.87%	130
Completed graduate school	28.20%	75
TOTAL		266

Q21 What is your age?

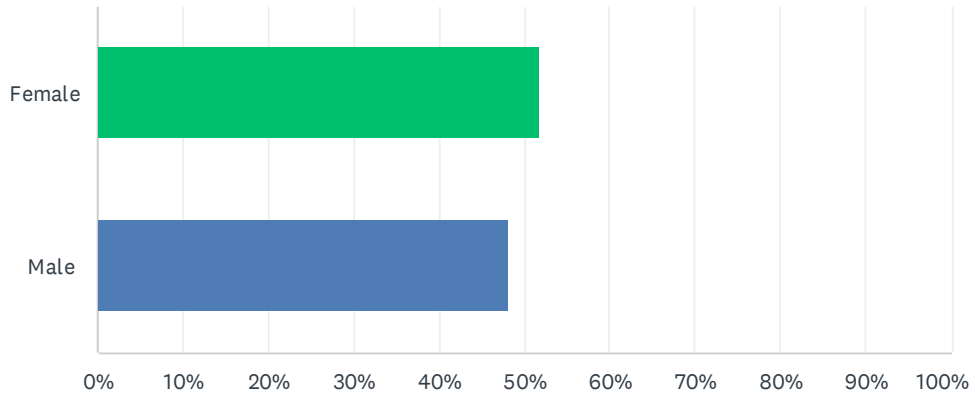
Answered: 253 Skipped: 154



ANSWER CHOICES	RESPONSES	
19-21	13.44%	34
22-24	18.58%	47
25-30	34.39%	87
30-35	33.60%	85
TOTAL		253

Q22 What is your gender?

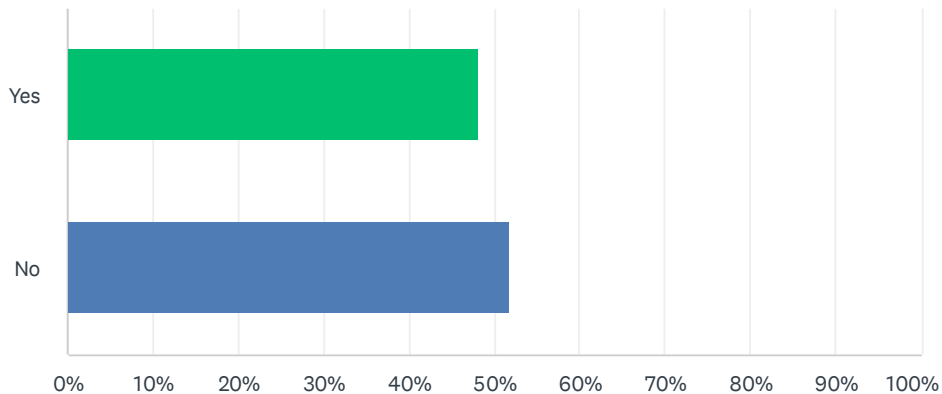
Answered: 272 Skipped: 135



ANSWER CHOICES	RESPONSES
Female	51.84% 141
Male	48.16% 131
TOTAL	272

Q23 May we contact you for a brief interview about youth and young adult ministries in your parish and in the wider church?

Answered: 270 Skipped: 137



ANSWER CHOICES	RESPONSES	
Yes	48.15%	130
No	51.85%	140
TOTAL		270

Q24 If yes, please enter your contact information

Answered: 131 Skipped: 276

ANSWER CHOICES	RESPONSES	
Name	99.24%	130
Company	0.00%	0
Address	0.00%	0
Address 2	0.00%	0
City/Town	0.00%	0
State/Province	0.00%	0
ZIP/Postal Code	0.00%	0
Country	0.00%	0
Email Address	98.47%	129
Phone Number	95.42%	125